

BUTTERFLY


Family Table Tennis Table Assembly Instructions



STEP1

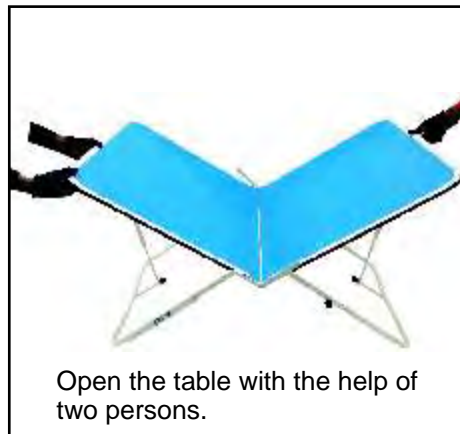



Unscrew the knob at both ends.



Attach the steel strip using the knob at both ends & screw the knob.

STEP2

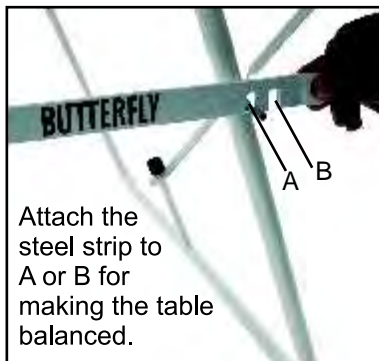


Open the table with the help of two persons.


STEP3



Unscrew the knob.



Attach the steel strip to A or B for making the table balanced.



Attached & screw the knob.

STEP4



Open the post at both ends attached with table.



Attached the net.

THE TABLE IS READY TO PLAY